

User friendly control panel with integrated tool controls

Equipped with emergency stop, service indicator and clear battery status display. Grip indicator signals safe gripping.

Hand control

Detachable for optimal ergonomic steering.

EasyTurn

Turn angle is programmable to your preference. Endless rotation available as option.

- Flexible solution for lifting and transporting everything from reels to drums in an ergonomic and efficient manner.
- EasySqueeze safely grips reels or drums with an electric squeeze function.
- Choose between manual or electric EasyTurn for rotating the tool. Standard rotation +/- 90°.
- Available in two mast sizes; M and L.
- The lifter is available in stainless steel, equipped with a white FDA approved cover, ideal for food manufacturing and pharmaceutical industry
- SafeDrive ensures that if the tool hits an object during lowering, it will stop immediately.
- The lifter is belt driven, resulting in safe, quiet and smooth oil free drive.

Contact your sales representative for bespoke solutions.

Call us!

SmartPack

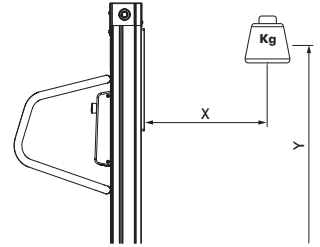
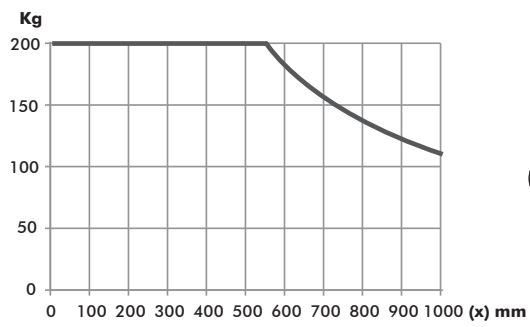
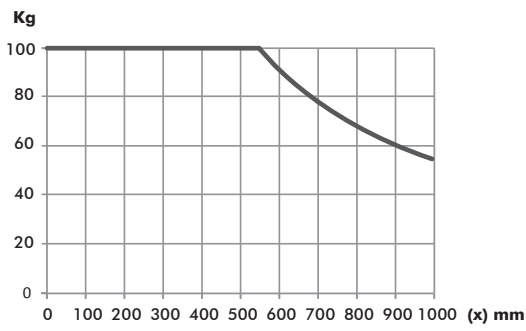
Easily switch the battery pack to extend runtime through multiple shifts.

Technical specifications

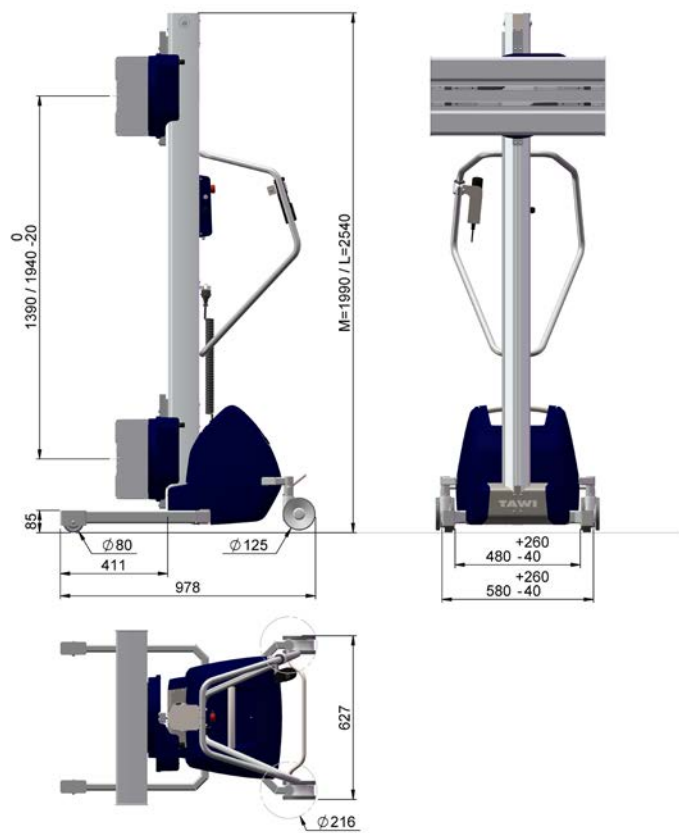
Description	Specifications
PRO100MESE /LESE /MESM /LESM	89610 / 89620 / 89612 / 89622
PRO100MESESS /ESESS /MESMSS /LESMSS	89615 / 89625 / 89617 / 89627
Lifting capacity	100 kg
Stroke	1390 / 1940 mm
Weight of unit	115 / 120 kg
Total height of unit	1990 / 2540 mm
Battery charger	100-240V, grounded 50-60 Hz
Battery	2x12V 17Ah
Watt	80 W
Lifts per charge	100 kg x 1 m x 100 times
Up and down motions	Hand control (two speed)
Front wheels	Fixed
Brake system	Central brake with directional lock
Overload protection	Incorporated in circuit load
IP-rating	IP24(trolley) IP54 (tool)
Lifting speed fast/slow	0,1m/s / 0,05m/s
Turn speed	3 rpm
Grip stroke	300 mm
Standard turn angle	+/- 90°

Description	Specifications
PRO200MESE / PRO200LESE	89710 / 89720
PRO200MESESS /PRO200LESESS	89715 / 89725
Lifting capacity	200 kg
Stroke	1360 / 1910 mm
Weight of unit	152 / 158 kg
Total height of unit	1990 / 2540 mm
Battery charger	100-240V, grounded 50-60 Hz
Battery	2x12V 17Ah
Watt	80 W
Lifts per charge	200 kg x 1 m x 100 times
Up and down motions	Hand control (two speed)
Front wheels	Fixed
Brake system	Central brake with directional lock
Overload protection	Incorporated in circuit load
IP-rating	IP24 (trolley) IP54 (tool)
Lifting speed fast/slow	0,1m/s / 0,05m/s
Turn speed	3 rpm
Grip stroke	300 mm
Standard turn angle	+/- 90°

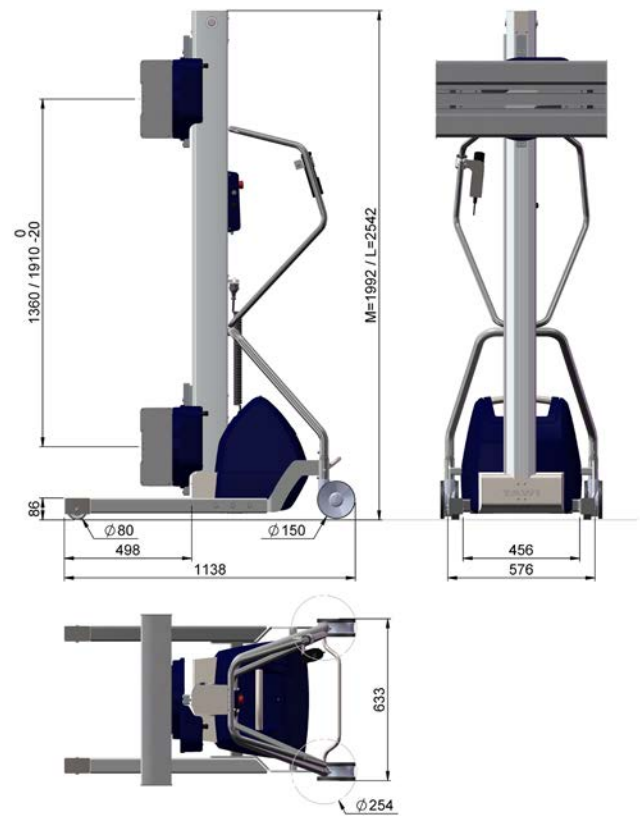
Load diagram



PRO100ESE



PRO200ESE



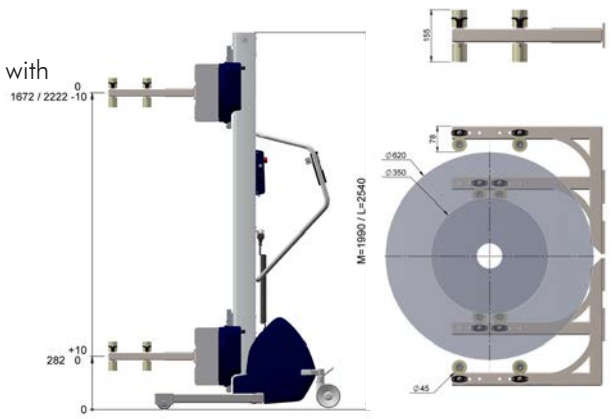

All measures are LxWxH

Fixed arms

Safely lift and transport goods of varying sizes with fixed arms mounted on your PRO100ESE.

Art. 896800
For reels Ø350-620 mm

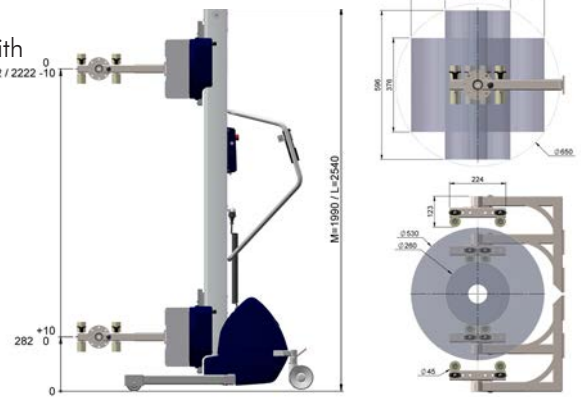

A2 = Stainless steel
FZB = Zincified mild steel



Swiveling arms

Safely lift, tilt and rotate goods of varying sizes with swiveling arms mounted on your PRO100ESE.

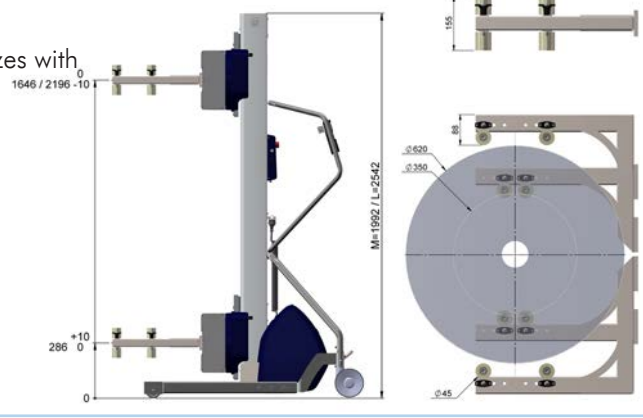

Art. 896810
For reels Ø260-530 mm



Fixed arms

Safely lift and transport goods of varying sizes with fixed arms mounted on your PRO200ESE.

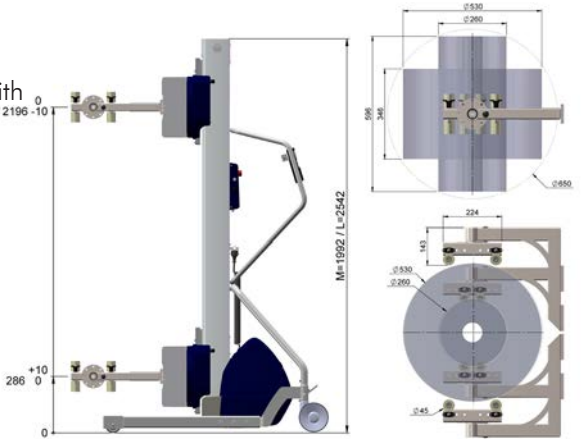

Art. 897800
For reels Ø350-620 mm



Swiveling arms

Safely lift, tilt and rotate goods of varying sizes with swiveling arms mounted on your PRO200ESE.

Art. 897810
For reels Ø260-530 mm



Program turn angle to your preference. Endless rotation possible.

TAWI

Swedish quality. Global solutions.